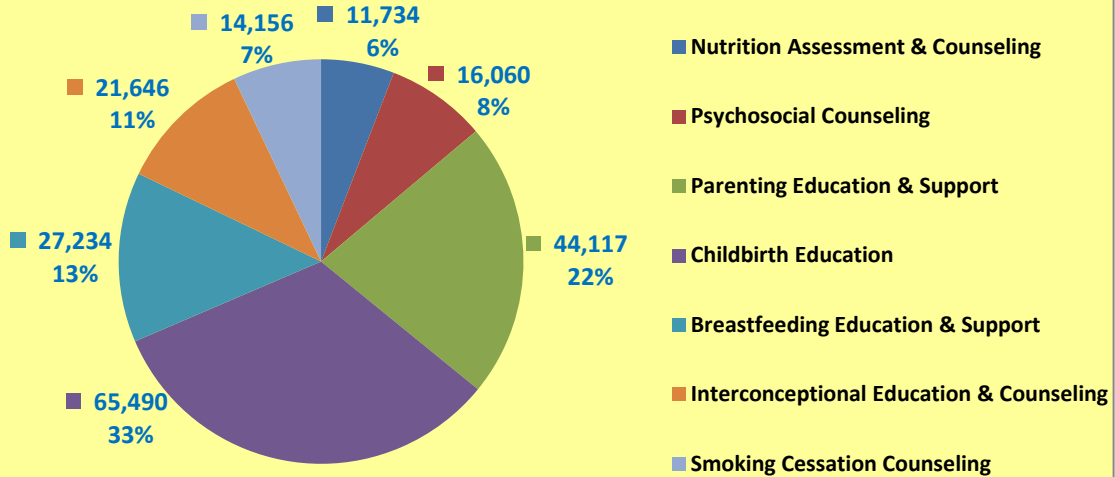


Prenatal Wraparound Services Miami-Dade County, 2009-2010

Total Women Served = 7,178
Total Services Provided = 200,437

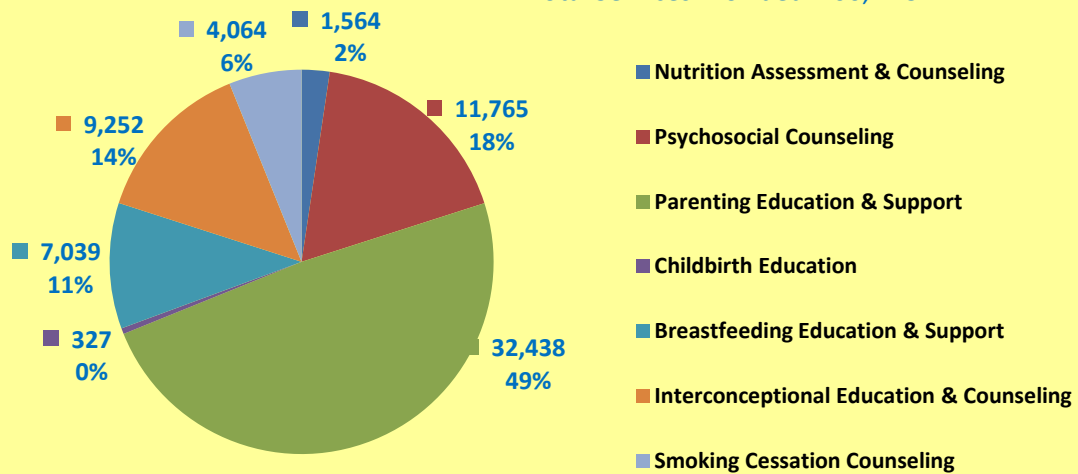


Source: Florida Department of Health Office of Health Statistics and Assessment

Fiscal Year: July 1 - June 30

Postnatal Wraparound Services Miami-Dade County, 2009-2010

Total Women Served = 3,086
Total Services Provided = 66,449



Source: Florida Department of Health Office of Health Statistics and Assessment

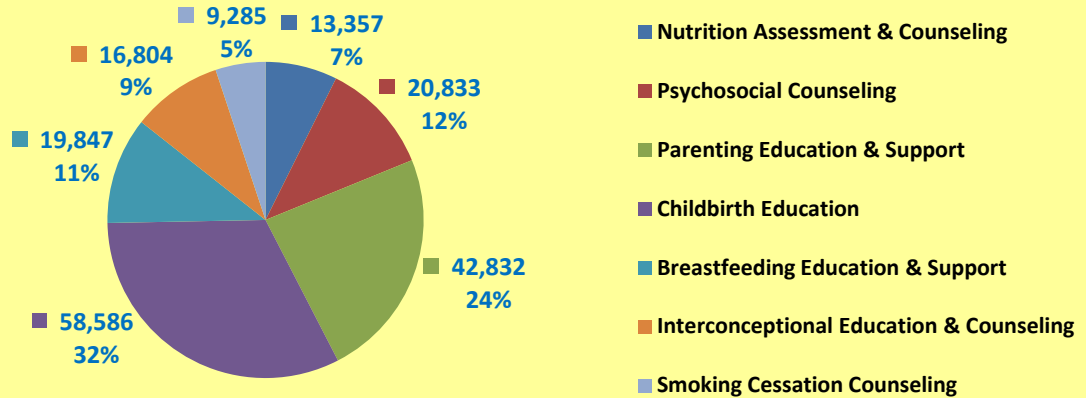
Fiscal Year: July 1 - June 30



**Healthy Start Coalition
of Miami-Dade**

Prenatal Wraparound Services Miami-Dade County, 2010-2011

Total Women Served = 7,441
Total Services Provided = 181,544



Source: Florida Department of Health Office of Health Statistics and Assessment

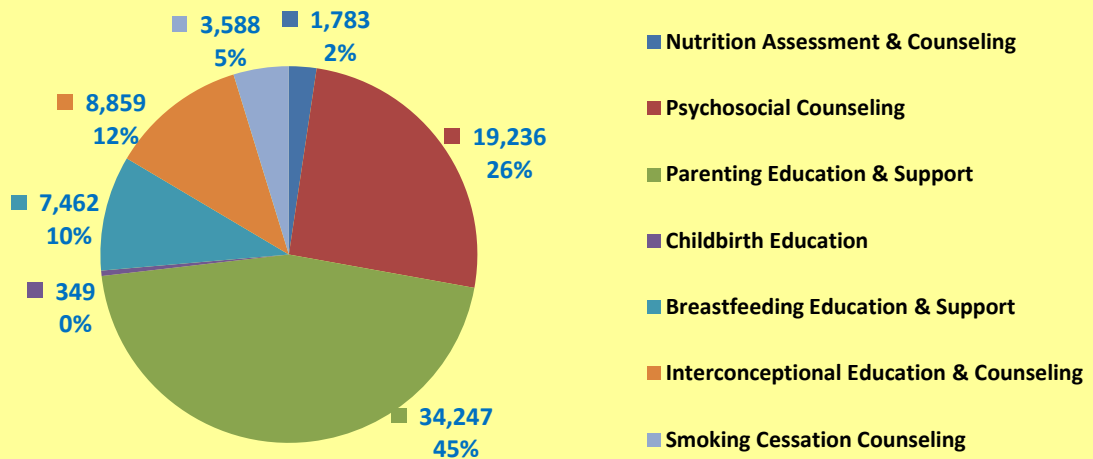
Fiscal Year: July 1 - June 30



**Healthy Start Coalition
of Miami-Dade**

Postnatal Wraparound Services Miami-Dade County, 2010-2011

Total Women Served = 3,310
Total Services Provided = 75,524



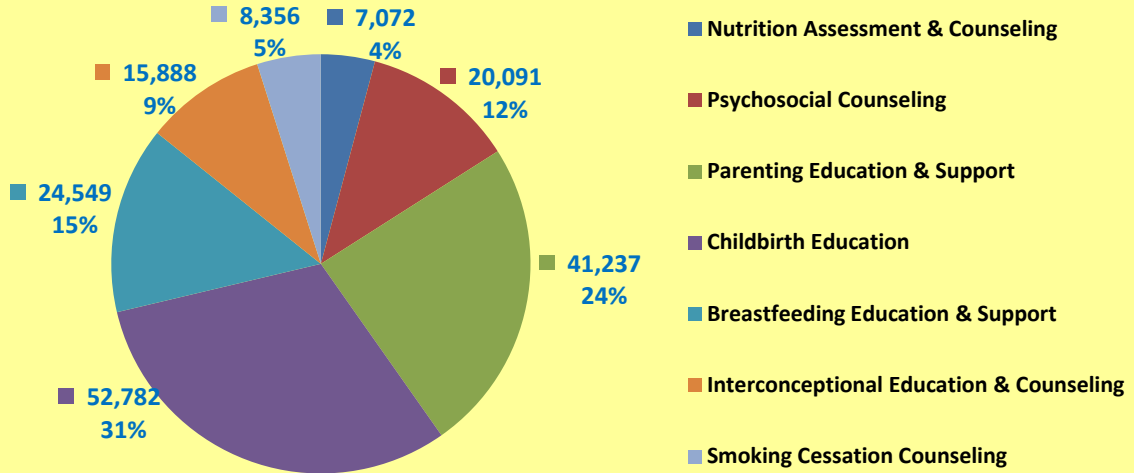
Source: Florida Department of Health Office of Health Statistics and Assessment

Fiscal Year: July 1 - June 30

Prenatal Wraparound Services Miami-Dade County, 2011-2012

Total Women Served = 7, 108

Total Services Provided = 169, 975



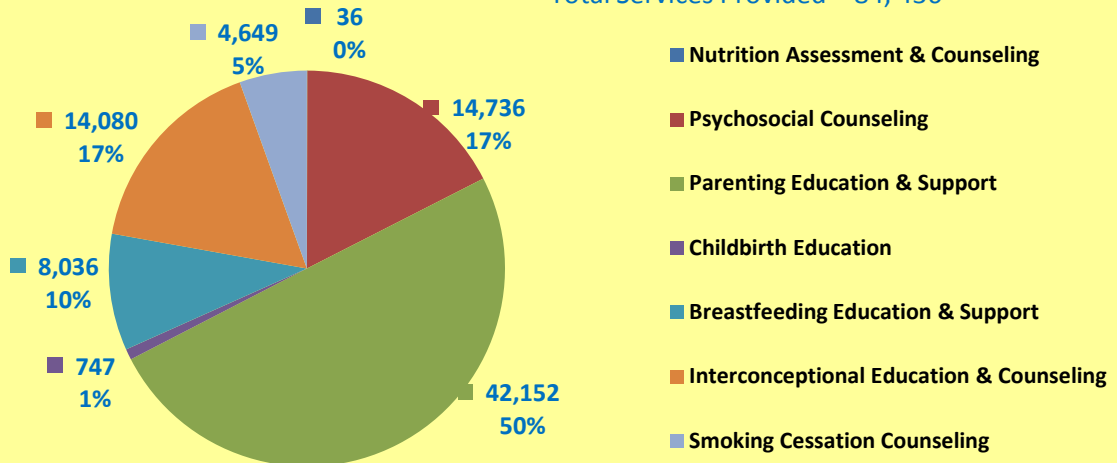
Source: Florida Department of Health Office of Health Statistics and Assessment

Fiscal Year: July 1 - June 30

Postnatal Wraparound Services Miami-Dade County, 2011-2012

Total Women Served = 3, 617

Total Services Provided = 84, 436



Source: Florida Department of Health Office of Health Statistics and Assessment

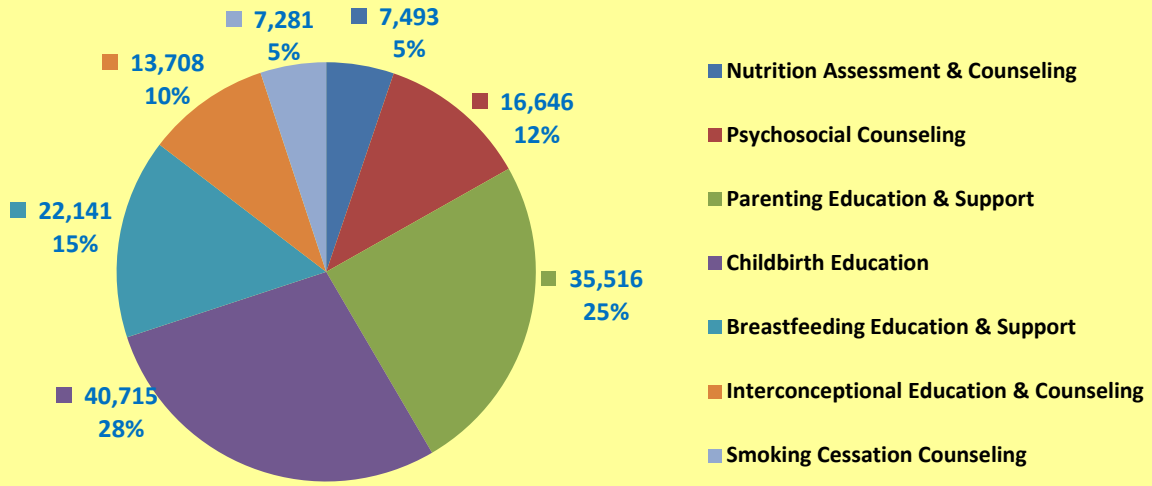
Fiscal Year: July 1 - June 30



**Healthy Start Coalition
of Miami-Dade**

Prenatal Wraparound Services Miami-Dade County, 2012-2013

Total Women Served = 6,445
Total Services Provided = 143,500



Source: Florida Department of Health Office of Health Statistics and Assessment

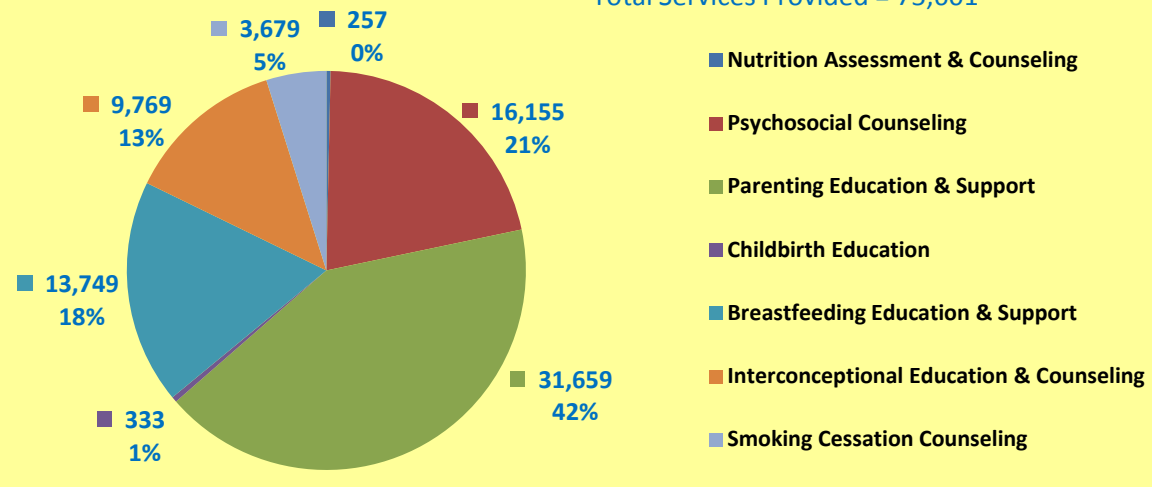
Fiscal Year: July 1 - June 30



**Healthy Start Coalition
of Miami-Dade**

Postnatal Wraparound Services Miami-Dade County, 2012-2013

Total Women Served = 4,528
Total Services Provided = 75,601



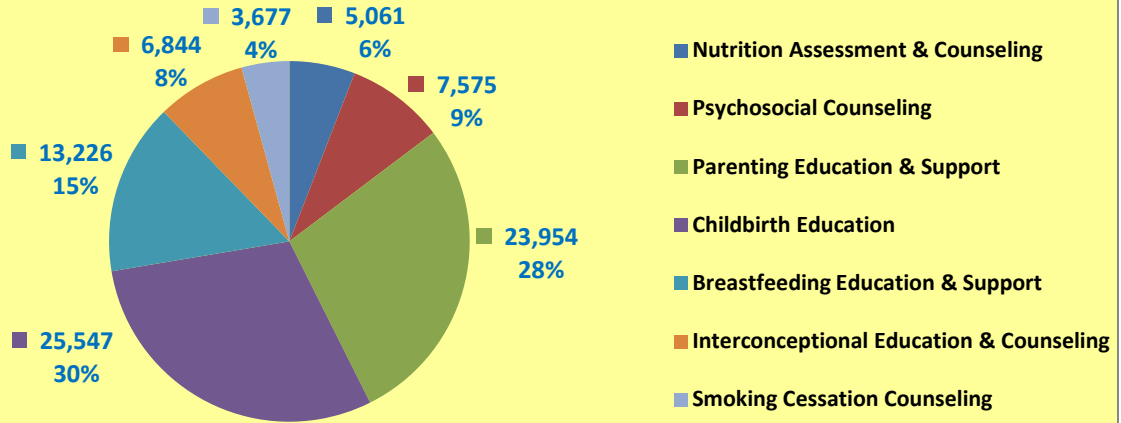
Source: Florida Department of Health Office of Health Statistics and Assessment

Fiscal Year: July 1 - June 30



Prenatal Wraparound Services Miami-Dade County, 2013-2014

Total Women Served = 6,007
Total Services Provided = 85,884



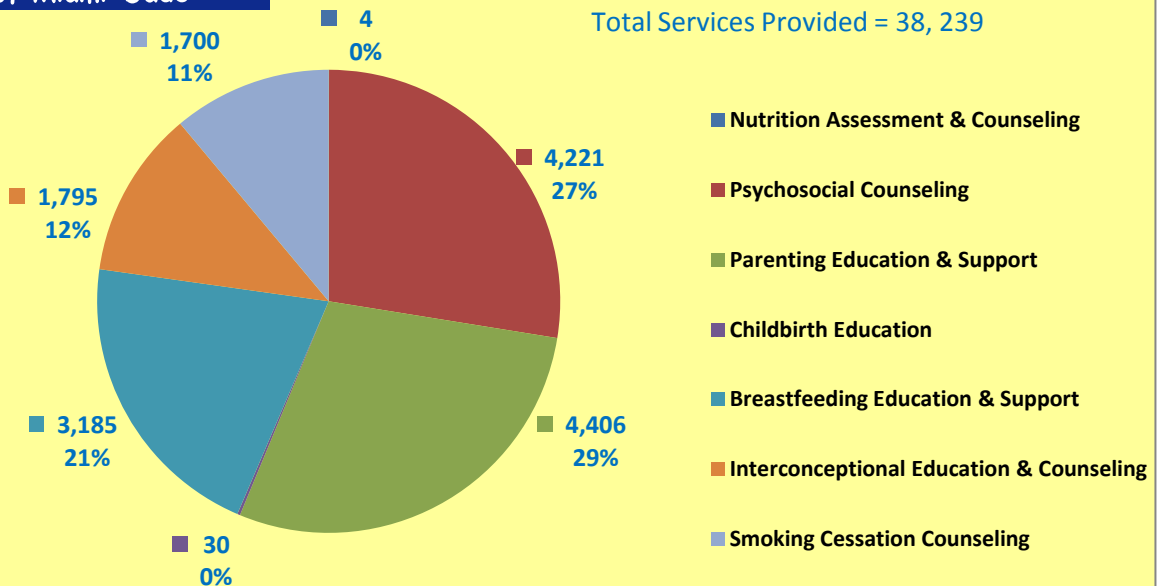
Source: Florida Department of Health Office of Health Statistics and Assessment

Fiscal Year: July 1 - June 30



Postnatal Wraparound Services Miami-Dade County, 2013-2014

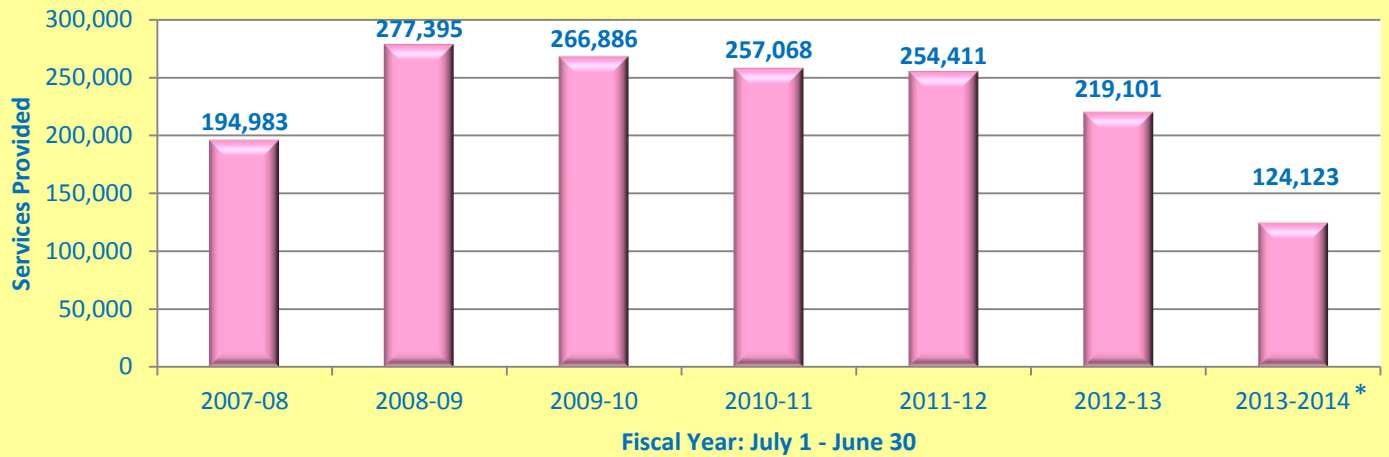
Total Women Served = 4,526
Total Services Provided = 38,239



Source: Florida Department of Health Office of Health Statistics and Assessment

Fiscal Year: July 1 - June 30

Wraparound Services Miami-Dade County Total (Prenatal & Postnatal)



Source: Florida Department of Health Office of Health Statistics and Assessment

*Provisional Data

As of 2/3/2015

Wraparound Services Miami-Dade County							
	2007-08	2008-09	2009-10	2010-11	2011-12	2012-13	2013-14
Prenatal	148,236	213,080	200,437	181,544	169,975	143,500	85,884
Postnatal	46,747	64,315	66,449	75,524	84,436	75,601	38,239
Total Services	194,983	277,395	266,886	257,068	254,411	219,101	124,123

Please note that for FY 2012-2013, all Healthy Start Contracted Providers were re-trained on how to code based on updated information from the Florida Department of Health. As such, a decrease is seen in FY 2013-2014 because coding now currently reflects direct services provide to clients and other activities associated with these services (i.e. documentation into the computer based system, travel time) are being coded to other non-direct services codes.